

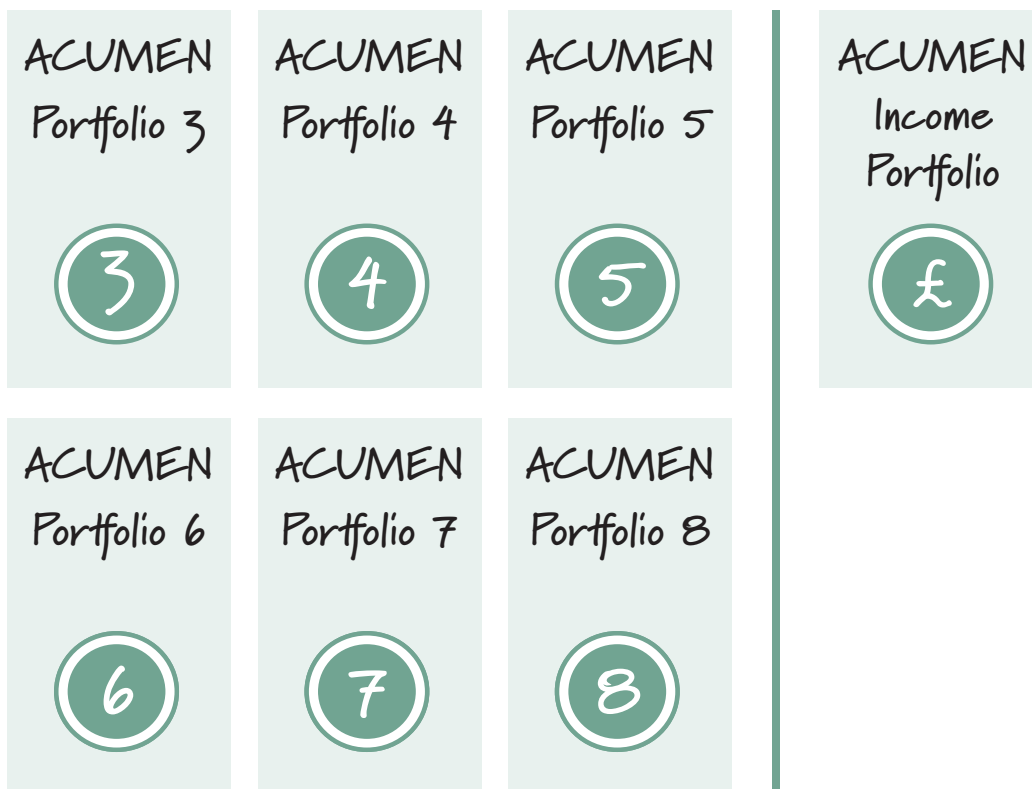
28 February 2023

The Value Assessment Report
ACUMEN OEIC

*Industry knowledge,
service quality
and fund expertise*

The Value Assessment report

This report describes the value assessment we have carried out for the following funds (the Funds):



1. The Value Assessment Report



Dear Investors,

This report is the result of the annual value assessment that we have carried out for you.

Investment Fund Services Ltd (IFSL) is the authorised fund management company (AFM) for the Funds covered by this report. As the AFM, we are responsible for operating the Funds in the interests of our investors. Producing this report is an important way in which we discharge that responsibility. We are also accountable to our regulator, the Financial Conduct Authority (FCA).

We carry out a value assessment at least yearly for each of our funds. The team who carry out the value assessments includes two independent non-executive directors. A part of this independent challenge is to ensure particular regard is given to investor outcomes. As Chair of our Board of Directors, I have responsibility to ensure we carry out these value assessments.

The purpose of the value assessment is to consider whether the payments that the prospectus allows to be taken from the Funds are justified in the context of the overall value delivered to investors. After each assessment, we publish this report to provide you with our conclusions and explanations about its key aspects.

When carrying out the value assessment, we have been guided by three key considerations. These are:

- The rules of the FCA.
- Making the report meaningful for investors.
- The importance of measuring value and not just cost.

Each are now explained in more detail.

1. The rules of the FCA

These require us to consider certain minimum criteria. There are seven set by the FCA.

FCA Value Assessment Criteria	Summary of FCA Value Assessment Criteria
Performance	Are the funds performing against their investment objectives?
Comparable Market Rates	Are the funds priced similarly to competitors?
Comparable Services	Are funds priced reasonably compared to other products with similar investment strategies?
AFM Costs	Are fees charged to investors reasonable and appropriate?
Economies of Scale	Are economies of scale generated and passed on to investors?
Quality of Service	Does the range and quality of service offer value?
Classes of Units	Are investors in the cheapest available unit class based on their characteristics?

Each is considered under its own heading in the following pages.

We are not limited to the seven that are prescribed but to date we have found they are sufficiently broad to allow us to carry out the value assessment. We keep this under review.

II. Making the report meaningful for investors

We aim to provide an assessment that is meaningful for all investors. We recognise individuals will have their own reasons for holding the fund and their own specific goals. We have been guided by the following considerations for the Funds:

- The specific investment objectives as set out in the prospectus.
- The investment policies and strategies.
- Any relevant benchmarks, including any against which performance is measured.
- The fund's target market (the types of investors who could be expected to consider buying it).

We have considered these factors as at 31 October 2022, not merely across a single year but particularly in relation to performance - across timescales which better reflect the periods over which investors could be expected to hold the Funds.

III. The difference between assessing value and simply measuring cost

We believe that the best value for investors does not necessarily simply mean the lowest costs.

As an example, all the Funds in this report are actively managed. This means the investment manager chooses which investments to make, based on their own research and processes. This approach can be expected to result in higher costs being taken from the Funds than for passive funds. Passive funds are where investments are chosen based on an index or because of the size of the company, for example, and not based on a decision by an investment manager. However, while we consider the higher costs as part of the value assessment, we will also look at other factors, such as the actual returns achieved for investors, which are net of these costs.

Nevertheless, we are clear that any value assessment includes an assessment of the controls over costs borne by the Funds.

The funds' different share classes

Funds typically have more than one share class. Share classes in the ACUMEN range of funds differ only in the way that they treat income payments (either by distributing income payments or by accumulating them and reflecting this in the price).

You can call us free on 0808 178 9322 or see your half yearly statement to find out which share class you hold. You can also ask your adviser or platform.

In closing, I remind you that the value of your fund can fall or rise and it can do so daily. The Fund is exposed to stock markets and market conditions can change rapidly resulting in volatile price movements and being affected unpredictably by diverse factors, including political and economic events. In addition, inflation will, over time, reduce the value of your investments in real terms.

We carried out our assessment with performance figures as at 31 October 2022. You can always find up to date performance figures on our website or from your adviser or platform.

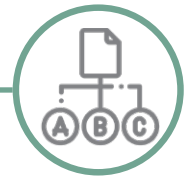
I hope in turn you find this report of value. All of us at IFSL welcome any feedback on how to improve these reports for the future.

With my kind regards,

Guy Sears

Independent non-executive Chair of the Board

2. The characteristics of the Funds



When we described our approach above, we said we considered the objectives and investment policies. In this section we summarise these characteristics for each of the Funds. Under each fund name we set out the objective and the benchmark against which you can assess the performance of the Fund.

The latest version of the below information can always be read by looking at the Key Investor Information Document. These are available on our website at www.ifslfunds.com. They also set out the investment policy, which explains in more detail how each fund aims to achieve its objective.

The benchmarks



A 'target' - A benchmark used to define the fund's target performance (or to trigger a payment from scheme property such as a performance fee).



A 'comparator' - A benchmark which is used as a performance comparator for the fund ('performance benchmark').



A 'constraint' - A benchmark which constrains the composition of a portfolio.

The latest version of the above information can always be read by looking at the Key Investor Information Document (KIID). These are available on our website at www.ifslfunds.com. They also set out the investment policy, which explains in more detail how the Fund aims to achieve its objective.

ACUMEN Portfolio 3

Investment objective

The aim of the Fund is to increase in value, over a minimum of 5 years, by investing in a range of asset classes and global markets. The Fund will do this through a combination of capital growth, which is profit on investments held, and income, which is money paid out of investments such as dividends from shares and interest from bonds.

Benchmarks

Comparator - IA Mixed Investment 0-35% Shares sector

Constraint - None set

Target - None set

ACUMEN Portfolio 4

Investment objective

The aim of the Fund is to increase in value, over a minimum of 5 years, by investing in a range of asset classes and global markets. The Fund will do this through a combination of capital growth, which is profit on investments held, and income, which is money paid out of investments such as dividends from shares and interest from bonds.

Benchmarks

Comparator - IA Mixed Investment 20-60% Shares sector

Constraint - None set

Target - None set

ACUMEN Portfolio 5

Investment objective

The aim of the Fund is to increase in value, over a minimum of 5 years, by investing in a range of asset classes and global markets. The Fund will do this through a combination of capital growth, which is profit on investments held, and income, which is money paid out of investments such as dividends from shares and interest from bonds.

Benchmarks

Comparator - IA Mixed Investment 20-60% Shares sector

Constraint - None set

Target - None set

ACUMEN Portfolio 6

Investment objective

The aim of the Fund is to increase in value, over a minimum of 5 years, by investing in a range of asset classes and global markets. The Fund will do this through a combination of capital growth, which is profit on investments held, and income, which is money paid out of investments such as dividends from shares and interest from bonds.

Benchmarks

Comparator - IA Mixed Investment 40-85% Shares sector

Constraint - None set

Target - None set

ACUMEN Portfolio 7

Investment objective

The aim of the Fund is to increase in value, over a minimum of 5 years, by investing in a range of asset classes and global markets. The Fund will do this through a combination of capital growth, which is profit on investments held, and income, which is money paid out of investments such as dividends from shares and interest from bonds.

Benchmarks

Comparator - IA Mixed Investment 40-85% Shares sector

Constraint - None set

Target - None set

ACUMEN Portfolio 8

Investment objective

The aim of the Fund is to increase in value, over a minimum of 5 years, by investing in a range of asset classes and global markets. The Fund will do this through a combination of capital growth, which is profit on investments held, and income, which is money paid out of investments such as dividends from shares and interest from bonds.

Benchmarks

Comparator - IA Flexible Investment sector

Constraint - None set

Target - None set

ACUMEN Income Portfolio

Investment objective

The aim of the Fund is to provide income, which is money paid out from investments such as dividends from shares and interest from bonds, with the potential for some increase, over a minimum of 5 years, in the value of an investment.

The Fund aims to provide an average annual income in excess of inflation (as determined by the UK Consumer Price Index) by 1%, over any 5-year period on a rolling basis. However, there is no guarantee this will be achieved.

Benchmarks

Comparator - IA Mixed Investment 20-60% Shares sector

Constraint - None set

Target - Average annual income in excess of CPI+1% over 5 years.

3. Range and quality of services



What have we considered?

In this section we have considered the first area of the value assessment. This covers the quality of service we provide and the quality of service provided by any person to which any aspect of the Funds' management has been delegated or who provides services to us.

How have we made our assessment?

We have reviewed and given consideration to the services delivered and how they affect investors in the Funds and the delivery of each Fund's objectives. We also give consideration to the quality of the service delivered by IFSL and each external provider.

We have considered, as we do for all value assessments, whether they have been managed within their investment restrictions and if there have been any operational errors or complaints. There are no material issues which we consider affect our conclusions about quality of service in this assessment period.

We have reported under three subsections:

Services in relation to required independent third parties - Depositary, Custodian and Auditor

Other third parties - The Investment Manager and the Sponsor

In-house functions - Our own provision of services to the Funds

In this part of our assessment, there are no material distinctions between any of the Funds or of the share classes within the Funds, unless we specify otherwise.

Services in relation to required independent third parties

The following section considers the required independent third-party service providers: the Depositary, the Custodian and the Auditor.

The Depositary

The Depositary is an independent entity charged with various regulatory responsibilities to the Funds. It is a key part of the oversight of the Funds.

The Depositary is paid from the Fund it oversees directly under the terms of the prospectus. Its fees are shown in the statutory accounts.

As AFM we are responsible for selecting the Depositary, negotiating its fees and other commercial terms and for monitoring its performance and suitability on an ongoing basis.

In order to ensure we receive a good level of service we only work with a very limited number of Depositaries at any one time. There are presently two across the entire range of funds for which we are the AFM. The Depositary for the ACUMEN Funds is NatWest Trustee & Depositary Services Limited (NatWest).

We have assessed the Depositary based on a mix of criteria including but not limited to:

- size and reputation within the industry
- geographical relevance for the Funds' strategies and investors
- service levels
- history of interactions
- resource and expertise
- costs and charges

Our interactions with them lead to constructive dialogue and challenge as we at IFSL work in collaboration with them to prioritise good outcomes for our fund investors.

The costs chargeable to the Funds by NatWest were last reviewed formally by us in the first quarter of 2022 and resulted in a reduction which was applied from 1 October 2022, following a prior reduction applied in 2019. We regularly check the fees paid to our service providers to ensure they deliver value when considered against the service we receive.

The Custodian

The Custodian is an independent entity responsible for holding the assets of the Funds. Again, this role is key in ensuring good outcomes for investors.

The Custodian is paid from the Funds directly under the terms of the prospectus. Its fees are shown in the statutory accounts. It is appointed by the Depositary but will be selected, and commercial terms will be negotiated and agreed, by us as the AFM.

Along with the Depositary, we review and monitor the performance of the Custodian and review the charges made to the Funds.

In order to ensure we receive a good level of service we only work with a very limited number of Custodians at any one time. There are presently two across the entire range of funds for which we are the AFM. The Custodian for the Funds is RBC Investor Services Trust.

We have assessed the Custodian based on a mix of criteria including but not limited to:

- size and reputation within the industry
- geographical relevance for the Funds' strategies and investors
- service levels
- history of interactions
- resource and expertise
- costs and charges

We at IFSL work in collaboration with them to prioritise good outcomes for our investors.

We regularly check our service providers to ensure they deliver value when considered against the service we receive and fees paid. As mentioned in last years value assessment, we completed a review of our custodian relationships in the first quarter of 2022 which resulted in the Funds' Custodian changing from BNP Paribas Securities Services to RBC Investor Services Trust on 1 July 2022 with the Funds benefiting from reduced fees.

The Auditor

The Auditor is an independent entity responsible for auditing the financial statements of the Funds.

The Auditor is paid from the Funds directly under the terms of the prospectus. Its fees are shown in the statutory accounts.

It is selected and appointed by us, as AFM, and we are responsible for negotiating the commercial terms, including the audit fees charged to the Funds. The Auditor for the ACUMEN Funds is Ernst & Young LLP (E&Y).

We have assessed the auditor based on a mix of criteria including but not limited to:

- size and reputation within the industry
- expertise, scale and involvement with regulatory and industry change
- appropriateness to overall business scale
- appropriateness for the range of funds for which we are AFM

We regularly check the fees paid and compare these against other service providers to ensure they deliver value when considered against the service we receive and the fees achieved by other funds for which we are AFM. We have regular interaction with E&Y and keep the fee under review to ensure that the fee remains appropriate based upon the service received, including having considered each of the factors above.

Other third parties - appointments and outsourcing

This section refers to the delegation of certain functions to, or the appointment of, an external entity. Such arrangements are not required by regulation but may be entered into at our discretion.

The Investment Manager and Sponsor

We have appointed Titan Assessment Management Limited (Titan) to manage the investments within the Funds. Titan are also the Sponsor and are responsible for the promotion and distribution of the ACUMEN Funds. Titan receives a share of the annual management charge payable to us under the terms of the prospectus.

We have assessed the services of the Investment Manager and Sponsor based on a mix of criteria including but not limited to:

- resource and expertise
- investment research, which is funded by Titan themselves and is not an additional charge to the Funds
- its control of transaction costs (which the Funds pay) and how trades are executed
- whether they have been managed within their investment restrictions
- a review of any operational errors or complaints
- the timeliness with which complete and accurate data is provided to us
- how the Funds are distributed

Having regard to these factors and our oversight and governance more generally, we conclude that the charges taken for the services of the Investment Manager and Sponsor, were justified based on the overall value delivered to investors.

The results of our review of the services provided, with regard to the outcomes delivered versus each Fund's objectives and the manner in which they were delivered, are discussed in more detail under the 'Performance' section below.

In-house functions - the quality of our own services

Governance and oversight

We dedicate senior manager and board level resource to our governance structures, including Product Governance, Investment, Risk and other operational committees. Combined with our model of running most services in-house, we believe that this level of governance helps us to safeguard the best interests of investors.

As AFM, we are responsible for overseeing any party that provides services to our funds and agreeing commercial terms for those services. We continuously review our service providers to ensure they continue to meet the high standards we expect for our investors.

Administration

In the UK fund industry, it is not uncommon for an AFM to use third parties to carry out fund administration services. This may include dealing and settling purchases and sales of units in the funds, calculating the funds' dealing prices and maintaining the register of unit-holders in the funds.

We maintain our own systems and resources in order to carry these activities out ourselves. We do this so that we are able to retain specialist operational expertise and maintain transparency in our processes. This also means we can direct investment into our people and our technology in a cost effective manner, which we feel brings benefits to investors.

Investor communications and relations with investors

We have a dedicated investor support team and, with the exception of some printing and publication work, all communication with investors is conducted by in-house staff, who provide support and information to end investors and their intermediaries. Working alongside our fund administration staff, this team benefit from technical training and specialist knowledge, enabling them to provide an efficient and responsive service for our investors.

Additional competencies

In addition to our in-house expertise we maintain close relationships with recognised specialist law firms, accountants, trade bodies and training providers to maintain an up-to-date understanding of legal and regulatory expectations and best practice.

Conclusion

Overall, we are satisfied with the quality of services provided to the Funds by third parties and in-house. Changing the Custodian to RBC has added value to investors as a result of the reduced fees and comparable service quality.

4. Performance



When assessing the value represented by the performance achieved in the Funds within the ACUMEN range over the past twelve months we have considered an in depth package of information. This allows us to consider the performance having regard to the investment objective (and policy) of the Funds. A fund's objective may envisage that success is to be measured over a period greater than a year. For example, it may say that the fund aims to grow your investment over a 5 year period. We bear such timescales in mind in forming our assessments of performance. Within the above context, for each Fund, we consider the:

- comparative outcome relative to their benchmark
- volatility (a measure that considers how often, and by how much, the value of an investment goes up and down relative to its average or to a benchmark)
- performance relative to a range of industry standard risk adjusted measures of performance; and
- the investment management activities and strategies undertaken by the Investment Manager

The objective and policy for the Funds is set out in Section 2. Full information including the Funds' objectives and investment policies can be found in the Key Investor Information Document. These are available on our website at www.ifsifunds.com.

The following tables show the performance achieved by the Funds compared to their benchmarks and the conclusions we have reached.

ACUMEN Portfolio 3

Performance	1 Year	3 Years	5 Years
ACUMEN Portfolio 3 X Acc	-12.8	-11.7	-9.8
IA Mixed Investment O-35% Shares	-11.1	-4.7	-0.4

Cumulative returns at 31.10.2022

Conclusion

As previously referenced in the 2021 Value Assessment Report, a strategic review had been undertaken which led to fundamental changes being made to the ACUMEN fund range following investor approval. This resulted in each of the Funds' investment objective, policy and benchmark being changed with effect from 8th April 2021. Sufficient time has now passed for us to provide an assessment on how well the Fund has performed since these changes were made.

The Fund has not met its primary objective to increase the value of your investment over a minimum of 5 years through a combination of capital growth and income. Over the most recent period following the strategic review the Fund has underperformed its comparison sector which is the IA Mixed Investment O-35% Shares. It has done so whilst taking less risk which is as expected of a fund that targets a risk rating of 3.

In our opinion, the performance achieved during the period assessed did not deliver reasonable value and due to the Fund's declining size we have conducted an assessment of the Fund's viability. We will be writing to investors shortly to inform them of the outcome of this assessment.

ACUMEN Portfolio 4

Performance	1 Year	3 Years	5 Years
ACUMEN Portfolio 4 X Acc	-10.8	-1.2	3.6
IA Mixed Investment 20-60% Shares	-10.7	0.6	4.1

Cumulative returns at 31.10.2022

Conclusion

As previously referenced in the 2021 Value Assessment Report, a strategic review had been undertaken which led to fundamental changes being made to the ACUMEN fund range following investor approval. This resulted in each of the Funds' investment objective, policy and benchmark being changed with effect from 8th April 2021. Sufficient time has now passed for us to provide an assessment on how well the Fund has performed since these changes were made.

The Fund has achieved its primary objective to increase the value of your investment over a minimum of 5 years through a combination of capital growth and income. Over the most recent period following the strategic review the Fund has slightly underperformed its comparison sector which is the IA Mixed Investment 20-60% Shares. It has done so whilst taking slightly less risk which is as expected of a fund that targets a risk rating of 4.

In our opinion, the performance achieved during the period assessed demonstrates reasonable value.

ACUMEN Portfolio 5

Performance	1 Year	3 Years	5 Years
ACUMEN Portfolio 5 X Acc	-10.1	4.8	11.4
IA Mixed Investment 20-60% Shares	-10.7	0.6	4.0

Cumulative returns at 31.10.2022

Conclusion

As previously referenced in the 2021 Value Assessment Report, a strategic review had been undertaken which led to fundamental changes being made to the ACUMEN fund range following investor approval. This resulted in each of the Funds' investment objective, policy and benchmark being changed with effect from 8th April 2021. Sufficient time has now passed for us to provide an assessment on how well the Fund has performed since these changes were made.

The Fund has achieved its primary objective to increase the value of your investment over a minimum of 5 years through a combination of capital growth and income. Over the most recent period following the strategic review the Fund also outperformed its comparison sector which is the IA Mixed Investment 20-60% Shares and has done so whilst maintaining a slightly higher but expected level of risk for a fund that targets a risk rating of 5.

In our opinion, the performance achieved during the period assessed demonstrates reasonable value.

ACUMEN Portfolio 6

Performance	1 Year	3 Years	5 Years
ACUMEN Portfolio 6 X Acc	-9.5	9.8	17.4
IA Mixed Investment 40-85% Shares	-10.7	6.5	13.4

Cumulative returns at 31.10.2022

Conclusion

As previously referenced in the 2021 Value Assessment Report, a strategic review had been undertaken which led to fundamental changes being made to the ACUMEN fund range following investor approval. This resulted in each of the Funds' investment objective, policy and benchmark being changed with effect from 8th April 2021. Sufficient time has now passed for us to provide an assessment on how well the Fund has performed since these changes were made.

The Fund has achieved its primary objective to increase the value of your investment over a minimum of 5 years through a combination of capital growth and income. Over the most recent period following the strategic review the Fund also outperformed its comparison sector which is the IA Mixed Investment 40-85% Shares and has done so whilst maintaining a similar but expected level of risk for a fund that targets a risk rating of 6.

In our opinion, the performance achieved during the period assessed demonstrates reasonable value.

ACUMEN Portfolio 7

Performance	1 Year	3 Years	5 Years
ACUMEN Portfolio 7 X Acc	-9.4	10.2	18.7
IA Mixed Investment 40-85% Shares	-10.7	6.5	13.4

Cumulative returns at 31.10.2022

Conclusion

As previously referenced in the 2021 Value Assessment Report, a strategic review had been undertaken which led to fundamental changes being made to the ACUMEN fund range following investor approval. This resulted in each of the Funds' investment objective, policy and benchmark being changed with effect from 8th April 2021. Sufficient time has now passed for us to provide an assessment on how well the Fund has performed since these changes were made.

The Fund has achieved its primary objective to increase the value of your investment over a minimum of 5 years through a combination of capital growth and income. Over the most recent period following the strategic review the Fund also outperformed its comparison sector which is the IA Mixed Investment 40-85% Shares and has done so whilst maintaining a slightly higher but expected level of risk for a fund that targets a risk rating of 7.

In our opinion, the performance achieved during the period assessed demonstrates reasonable value.

ACUMEN Portfolio 8

Performance	1 Year	3 Years	5 Years
ACUMEN Portfolio 8 X Acc	-10.2	9.5	17.4
IA Flexible Investment	-10.1	9.6	15.3

Cumulative returns at 31.10.2022

Conclusion

As previously referenced in the 2021 Value Assessment Report, a strategic review had been undertaken which led to fundamental changes being made to the ACUMEN fund range following investor approval. This resulted in each of the Funds' investment objective, policy and benchmark being changed with effect from 8th April 2021. Sufficient time has now passed for us to provide an assessment on how well the Fund has performed since these changes were made.

The Fund has achieved its primary objective to increase the value of your investment over a minimum of 5 years through a combination of capital growth and income. Over the most recent period since the strategic review the Fund also outperformed its comparison sector which is the IA Flexible Investment Sector and has done so whilst maintaining a higher but expected level of risk for a Fund that targets a risk rating of 8.

In our opinion, the performance achieved during the period assessed demonstrates reasonable value.

ACUMEN Income Portfolio

Performance	1 Year	3 Years	5 Years
ACUMEN Income Portfolio	-4.2	-1.6	2.0
IA Mixed Investment 20-60% Shares	-10.7	0.6	4.1

Cumulative returns at 31.10.2022

Income Yield	Oct-22	Oct-21	Oct-20	Oct-19	Oct-18
ACUMEN Income Portfolio X Acc	4.80%	2.64%	3.02%	3.55%	3.23%
ACUMEN Income Portfolio X Inc	4.84%	2.69%	3.08%	3.60%	3.30%
IA Mixed Investment 20-60% Shares	2.20%	1.80%	2.20%	2.20%	2.20%
CPI+1%	12.16%	5.25%	1.71%	2.48%	3.41%

As previously referenced in the 2021 Value Assessment Report, a strategic review had been undertaken which led to fundamental changes being made to the ACUMEN fund range following investor approval. This resulted in each of the Funds' investment objective, policy and benchmark being changed with effect from 8th April 2021. Sufficient time has now passed for us to provide an assessment on how well the Fund has performed since these changes were made.

The Fund has achieved its primary objective to provide an income with some capital growth over a minimum of 5 years. Over the most recent period since the strategic review the Fund performed better than its comparison sector which is the IA Mixed Investment 20-60% Shares and has done so whilst maintaining a slightly higher level of risk.

The Fund failed to achieve its second objective to provide an average annual income in excess of inflation (as determined by the UK Consumer Price Index) by 1%, over any 5-year period however this is largely due to the sharp rise in inflation since 2021. Nevertheless the income generated by the Fund has been greater than that of the average fund in the IA Mixed Investment 20-60% Shares sector.

In our opinion, the performance achieved during the period assessed demonstrates reasonable value.

Further details of distribution payments made to investors can be found in the Fund's statutory accounts. These are available on our website at www.ifslfunds.com.

Important Information

Capital is at risk. Past performance is not a guide to the future performance. Investments can go down as well as up and investors may not get back the amount originally invested. This can be as a result of market movements and exchange rates between currencies.

The Funds will be exposed to stock markets and market conditions can change rapidly. Prices can move irrationally and be affected unpredictably by diverse factors, including political and economic events.

The Funds have exposure to bonds, the prices of which will be impacted by factors including; changes in interest rates, inflation expectations and perceived credit quality. When interest rates rise, bond values generally fall.

The Funds invest in other currencies. Changes in exchange rates will therefore affect the value of your investment.

The Funds will have exposure to commodities or commodity indices, the prices of which may be impacted by diverse factors, including supply and demand, inflation, political, economic and financial events.

The Funds will be exposed to property investments which may be harder to sell at a desired price and/or in a timely manner, especially in difficult market conditions.

The Funds may invest a large part of its assets in other funds for which investment decisions are made independently of the Funds. If these Investment Managers perform poorly, the value of your investment is likely to be adversely affected. Investment in other funds may also lead to duplication of fees and commissions.

Bonds that produce a higher level of income carry greater risk that the issuer will not be able to pay the income or repay the capital at maturity.

In certain market conditions some assets may be less predictable than usual. This may make it harder to sell at a desired price and/or in a timely manner.

In extreme market conditions redemptions in the underlying funds or the Funds themselves may be deferred or suspended.

The insolvency of any institution providing services, such as safekeeping of assets or holding investments with returns linked to financial contracts (known as derivatives), may expose the Funds to financial loss.

The Funds may enter into various financial contracts (known as derivatives) in an attempt to protect the value of the Fund's assets, to reduce the costs of investing or for investment purposes. There is however a risk that the desired result may not be achieved or may result in gains or losses greater than the amount originally invested.

A more detailed description of the risks that apply to the Funds can be found in the prospectus. You are required to read the Key Investor Information Document (KIID) before making an investment. The KIID and prospectus for all funds are available free of charge at www.ifslfunds.com or by calling 0808 145 2500.

5. AFM costs in general



What have we considered?

We have considered each component of the ongoing charges figure (OCF). These are described below and investors can find a detailed breakdown of the actual amounts paid for each in the latest annual report and accounts.

The components for the funds are as follows:

Annual management charge

This is a percentage fee paid from the Funds to the AFM and the Investment Manager.

Depositary fee

This is a percentage fee paid from the Funds to the Depositary.

Custody fee

This is a combination of a percentage fee and fixed, transaction-based fees paid from the Funds to the Custodian.

Audit fee

This is a fixed annual fee paid from the Funds to the Auditor.

KIID update fee

This is a fixed annual fee paid to cover the cost of reviewing and updating the key investor information document (KIID) for each of the Funds.

FCA fees

This is a fixed annual fee paid to the FCA for its role as regulator of IFSL and the Funds.

Ongoing charges figures per fund

Fund	Share Class	Ongoing Charges Figure (OCF)
ACUMEN Portfolio 3	X Class	1.16%
ACUMEN Portfolio 4	X Class	1.05%
ACUMEN Portfolio 5	X Class	1.04%
ACUMEN Portfolio 6	X Class	1.05%
ACUMEN Portfolio 7	X Class	1.06%
ACUMEN Portfolio 8	X Class	1.12%
ACUMEN Income Portfolio	X Class	1.27%

The ongoing charge figures above are based on actual expenses for the year ended 31st October 2022. They cover all aspects of operating the Funds during the year, including the fees paid and described at the start of this section 5. It does not include payments to your financial adviser and/or any other firm through which you invest. You pay for their services directly. The Funds invest in other collective investment schemes, or funds. We have not directly considered the costs of these underlying funds, but their selection and suitability are part of our assessment of the quality of service provided by the Investment Manager and of the performance of the Funds. The OCF figures above, and the performance of the Funds, all take account of the underlying costs of these investments (i.e. performance is reviewed net of all charges) and we take this into account when comparing with other funds in the peer group, which may not have this if they do not invest in other funds.

IFSL do not apply exit charges, initial charges or performance fees to the Funds.

Conclusion

We are satisfied that the costs of the services provided represent reasonable value for our investors.

6. Comparable market rates



Periodically we review the fees we pay to third parties.

The comparable market rates for depositories, custodians and auditors are subject to a degree of commercial confidentiality. Nevertheless experience of past fees, the tender or review processes we use and our own awareness of the market mean that we believe our approach secures the best value for money when these contracts are reviewed or re-tendered; and that we review and re-tender with a reasonable frequency given the nature of the relationships and different costs of moving suppliers.

Depositories commonly structure their fees on an ad-valorem basis, which means fees are based on the size of the fund. We keep these fees under review to ensure that they remain competitive and that they represent good value for investors.

We have considered the fees which are paid to the investment manager and sponsor against those of similar services provided to other funds for which we are AFM.

The market rates for independent AFMs are also subject to a degree of commercial confidentiality and will vary depending on the size and type of fund. Contracts are commercially negotiated and reflect the competitive nature of the independent AFM market. Fund sponsors typically conduct full tendering processes and can move the funds to other independent AFMs. This ensures that IFSL remains competitive and offers value for investors.

In making our assessment of the overall costs, we have also compared the OCF for the Funds with other similar funds in the market.

Conclusion

We are satisfied that the costs are reasonable in regard to the factors outlined above. We note that the ACUMEN Portfolio 3 Fund carries a slightly higher ongoing charge figure than the ACUMEN risk rated range of funds, this is due to the Fund's current size and the impact of fixed costs incurred. The size of the Fund and the charges will be kept under close review.

7. Comparable services



With regard to AFM services, IFSL provides comparable services to other fund ranges.

While the charging structure will vary depending on the size, nature and risks involved with particular funds, the fees paid by these Funds are similar to those paid by other comparable funds within our range. As part of this, we also consider the comparability of the fees with other funds whose fees are agreed at a similar time owing to these usually being fixed until the following review or retendering.

We also consider comparable services offered by the third party providers to the Funds, such as the investment manager. Where providers do offer comparable services we ask them to outline the key differences in charging and service, so that we can ensure good value is delivered to fund investors when compared against alternative products and services available elsewhere from the same provider.

Conclusion

We are satisfied that the costs are reasonable and appropriate having regard to the factors outlined above.

8. Economies of scale



What have we considered?

We have considered two different types of economies of scale relating to:

The size and scale of the funds

Larger funds are more profitable to us, in some cases we are charging a minimum fee to a fund until it grows in size.

Certain services have fixed or minimum fees. This means that as funds grow they benefit from their increase in scale as the effect of those fees on costs and charges reduces. We seek to ensure that each fund offers value to investors and is commercially viable in its own right taking in to account the impact of any fixed or minimum fees.

The size and scale of IFSL as AFM

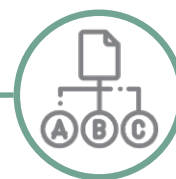
The second area of economies of scale is where we can negotiate terms for the large number of different funds for which we act as AFM. IFSL is AFM to over 70 funds with more than £10 billion under management. We use this scale to negotiate fees wherever we think it is in the interests of all the funds affected. We discuss with our suppliers the need to ensure that fees are fairly and transparently spread across all the funds.

Depositary relationships are negotiated across multiple funds to achieve the best possible rates. IFSL negotiate Depositary fees on an appropriate sliding scale, with lower percentage fees applying as the Funds reach certain thresholds, ensuring economies of scale apply directly to the benefit of the Funds and the investors.

Conclusion

We are satisfied that economies of scale are being passed onto investors in the Fund where these are being achieved.

9. Share classes



Share classes in the ACUMEN range of funds differ only in the way that they treat income payments (either by distributing income payments or by accumulating them and reflecting this in the price). Therefore there are no difference in charges or features to consider.

10. Our conclusion of the value assessment



Overall, we are satisfied that the charges taken from the Funds are justified in the context of the overall value delivered to investors, with the exception of the performance of the ACUMEN Portfolio 3.

As noted in section 4 above we will write to investors shortly to confirm the outcome of the viability assessment conducted on ACUMEN Portfolio 3.