

# Marlborough Balanced Fund X USD Acc

For Professional Advisers only. Not for distribution to or to be relied upon by Retail Clients.

As at 02/11/2020

## Aims

The investment objective of the Fund is to generate capital growth over the longer term (5 years +) by gaining exposure to a medium risk balanced mix of asset classes.

## Key Facts

Investment Team  
Nicholas Cooling  
Gurjit Soggi  
Raj Manon  
Sarah Todino

Inception Date  
01/05/2019

Domicile  
Ireland

Dealing Cut Off Time  
12:00 noon

Dealing Frequency  
Daily

Estimated Ongoing Charge (OCF)  
2.19%

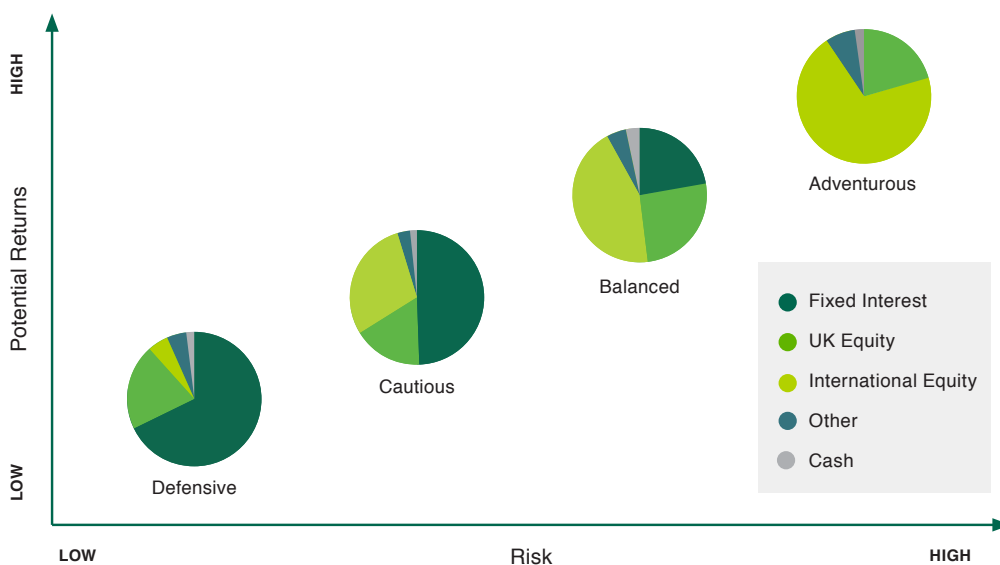
Initial Charge  
5.00%

ISIN  
IE00BHNDWN13

## Marlborough UCITS Fund of Funds

Marlborough's Irish-domiciled UCITS fund of funds range consists of the Marlborough Defensive, Marlborough Cautious, Marlborough Balanced and Marlborough Adventurous funds. The funds are risk-graded and may be blended to target additional risk and return outcomes.

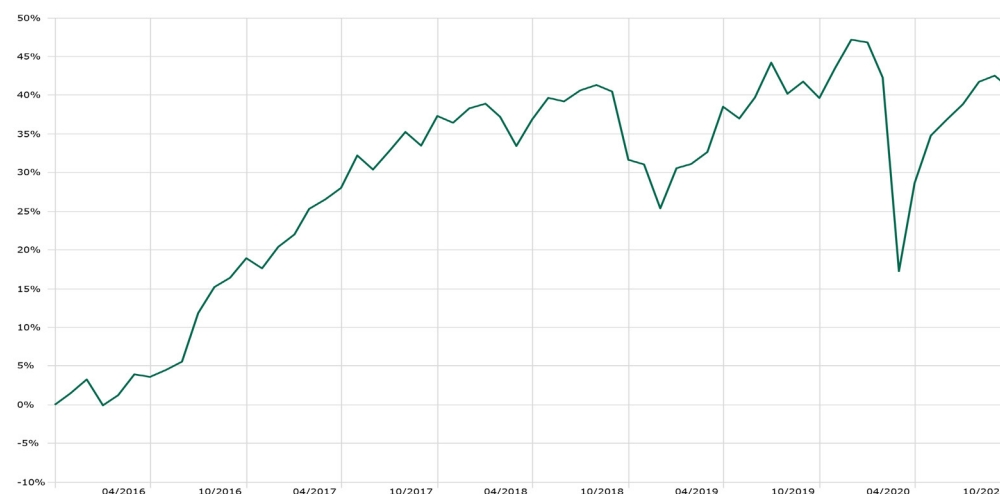
## Four levels of risk Defensive to Adventurous



Source: Marlborough Group. For illustrative purposes only.

## Investment Growth\*

Time period: 01/11/2015 to 31/10/2020



Marlborough Balanced X USD 40.8%

Source: Morningstar, single-single, GBP, Income reinvested.

\*Past performance up to and including 01/05/2019 is simulated based on the actual performance of the underlying portfolio instruments (or instruments that are substantially the same as the portfolio instruments), including estimated annual management charges, audit, transaction and custodian fees. Past performance from 02/05/2019 to 20/04/2020 is based on GBP share performance and includes hedging fees. Data as at 31/10/2020.

## Contact us:

+44 (0)1204 589 336

## Email:

enquiries@marlboroughgroup.com

## Cumulative Performance\* Marlborough Balanced Fund

Year to Date	1 year	3 years	5 years
<b>-4.3%</b>	<b>0.8%</b>	<b>2.5%</b>	<b>40.8%</b>

Source: Morningstar, single-single, GBP, Income reinvested.

\*Past performance up to and including 01/05/2019 is simulated based on the actual performance of the underlying portfolio instruments (or instruments that are substantially the same as the portfolio instruments), including estimated annual management charges, audit, transaction and custodian fees. Past performance from 02/05/2019 to 20/04/2020 is based on GBP share performance and includes hedging fees. Data as at 31/10/2020.

## Top 10 Holdings

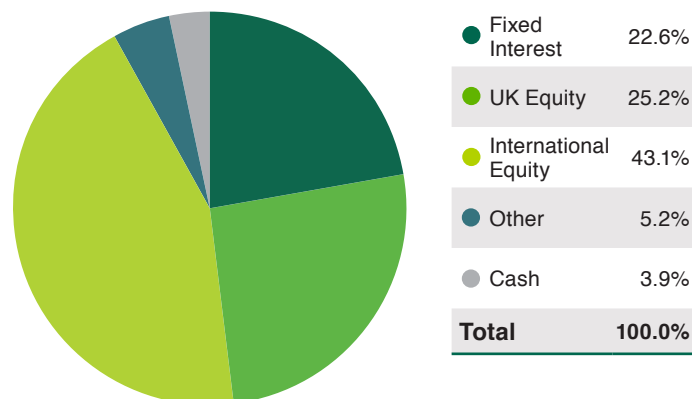
Marlborough US Multi-Cap Income	<b>17.8%</b>
Marlborough Multi-Cap Growth	<b>11.9%</b>
Marlborough European Multi-Cap	<b>9.4%</b>
Marlborough Bond Income	<b>7.9%</b>
Marlborough Multi Cap Income	<b>7.9%</b>
Marlborough Global Bond	<b>7.4%</b>
Marlborough High Yield Fixed Interest	<b>7.3%</b>
Marlborough Far East Growth	<b>7.1%</b>
Marlborough UK Micro-Cap Growth	<b>5.5%</b>
Marlborough Technology	<b>5.2%</b>

## Discrete Performance\* Marlborough Balanced Fund

01/11/15-31/10/16	01/11/16-31/10/17	01/11/17-31/10/18	01/11/18-31/10/19	01/11/19-31/10/20
<b>18.9%</b>	<b>15.5%</b>	<b>-4.1%</b>	<b>6.1%</b>	<b>0.8%</b>

Source: Morningstar, single-single, GBP, Income reinvested.

## Asset Allocation



## Risk Warnings

Capital is at risk. The value and income from investments can go down as well as up and are not guaranteed. An investor may get back significantly less than they invest.

Past performance is not a reliable indicator of current or future performance and should not be the sole factor considered when selecting funds.

Our funds invest for the long-term and may not be appropriate for investors who plan to take money out within five years.

Tax treatment depends on individual circumstances and may change in the future.

As the Fund invests into other Collective Investment Vehicles, the Fund will also be subject to specific risks associated with its investment into such Collective Investment Vehicles as well as specific risks incurred at the level of the Collective Investment Vehicles and their investments. If the Collective Investment Vehicles invest in a particular asset category, investment strategy or financial or economic market, the Fund will then be exposed to fluctuations in value of such investments resulting from the performance of that particular asset category, investment strategy or financial or economic market.

## Regulatory Information

This material is for distribution to professional advisers only and should not be distributed to or relied upon by any other persons. It's provided for general information purposes only and is not personal advice to anyone to invest in any fund or product.

The Key Investor Information Documents and the Prospectuses for all funds are available, in English, free of charge and can be obtained directly using the contact details in this document. They can also be downloaded from [www.marlboroughfunds.com](http://www.marlboroughfunds.com). An investor must always read these before investing.

Information taken from trade and other sources is believed to be reliable, although we don't represent this as accurate or complete and it shouldn't be relied upon as such.

Calls may be recorded for training and monitoring purposes.

Issued by IFSL International Limited, authorised by Central bank of Ireland and incorporated in Ireland as a limited company with company no. 616854

Directors: Darren Freemantle (British), Raymond O'Neill (Irish), Wayne Green (British) and Graham Bentley (British)  
Registered office: IFSL International Limited, 7/8 Mount Street Upper, Dublin 2, Ireland.

**IFSL International Limited, 7/8 Mount Street Upper, Dublin 2, Ireland**

**Broker Support: +44 (0)1204 589 336**

**Email: [enquiries@marlboroughgroup.com](mailto:enquiries@marlboroughgroup.com)**

**Website: [www.ireland.marlboroughfunds.com](http://www.ireland.marlboroughfunds.com)**

**Administrator: HSBC Securities Services (Ireland) DAC, 1 Grand Canal Square, Grand Canal Harbour, Dublin 2, Ireland**

**Marlborough**  
Group