

Marlborough Nano-Cap Growth (Class A Acc [GBP])

September 2020

Benchmark

Benchmark	Mstar (IA) UK Smaller Cos
IA sector	UK Smaller Companies

Identification Codes

Sedol code	BF2ZTX3
Mex code	FMAAAD
ISIN code	GB00BF2ZTX37

Fund Overview

Price	Bid 178.64p
	Offer 178.64p (01/09/2020)
Historic yield	0.00%
Fund size	£196.7m
Number of holdings	134
Portfolio turnover rate	46.00%

Charges

Initial charge	5.25%
Exit charge	None
Performance fees	No
Ongoing Charges	1.55%

Fund Background

Valuation point	Daily 12:00
Fund type	OEIC
Launch date	31/10/2013
Launch price	£1.00
Fund currency	Pound Sterling
Fund domicile	United Kingdom
NISA allowable?	Yes
SIPP allowable?	Yes

Dealing

Settlement period: buy	4 days
Settlement period: sell	4 days
Pricing basis	Forward

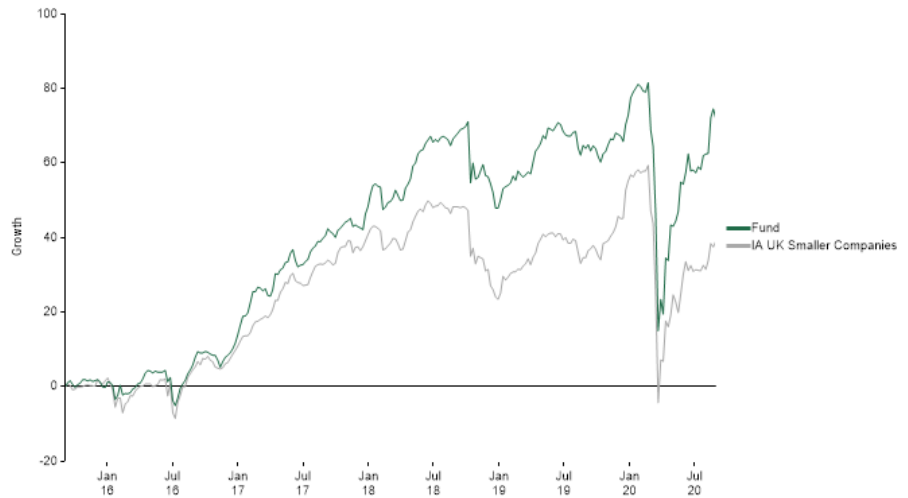
Distribution Dates

Ex dividend date(s)	Income payment date (s)
31st January	31st March
31st July	30th September

Aims

The aim of the Fund is to increase the value of your investment by more than any increase in the FTSE SmallCap Index (ex-Investment Companies) over a 10 year period.

Performance




Cumulative Performance (%)

	1 year	3 years	5 years	10 years
Fund	5.03%	22.99%	73.62%	-
Sector	2.83%	4.29%	40.42%	193.31%
Rank	-	-	-	-
Quartile	-	-	-	-

Discrete Performance (%) - to last month end

	08/19 to 08/20	08/18 to 08/19	08/17 to 08/18	08/16 to 08/17	08/15 to 08/16
Fund	5.03%	-1.80%	19.24%	30.95%	7.80%

Fund Managers



Name:	Giles Hargreave	Guy Feld
Manager for:	6 yrs, 11 mths	6 yrs, 11 mths

Ratings

Morningstar Rating



ELITE PROVIDER
rated for equities by FundCalibre.com
2020



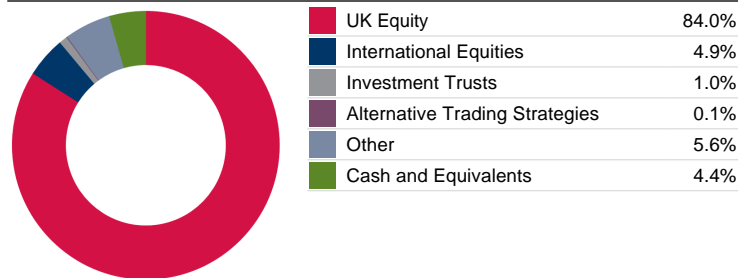
Group Details

Group address	Marlborough House, 59 Chorley New Road, Bolton, BL1 4QP
Group telephone	0808 145 2500
Dealing telephone	0808 145 2501
Email	enquiries@marlboroughfunds.com
Homepage	www.marlboroughfunds.com
Fax number	01204 533045

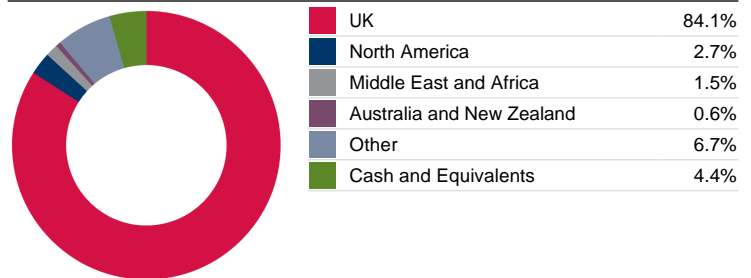
Top 10 Holdings

Name	% Weight	Country	Sector
1 MOXICO	3.3	Non-Classified	Non-Classified
2 IMPAX ASSET MANAGEMENT GROUP	3.2	United Kingdom	Financials
3 JUBILEE METALS GROUP	3.1	United Kingdom	Basic Materials
4 FRONTIER IP GROUP	2.3	United Kingdom	Industrials
5 SCA INVESTMENTS LTD	2.2	Non-Classified	Non-Classified
6 VOLEX	2.2	United Kingdom	Industrials
7 IQGEO GROUP	2.1	United Kingdom	Technology
8 HORIZONTE MINERALS	1.9	United Kingdom	Basic Materials
9 GETBUSY	1.7	United Kingdom	Technology
10 EAGLE EYE SOLUTIONS LTD	1.7	United Kingdom	Technology

Asset Allocation



Regional Allocation



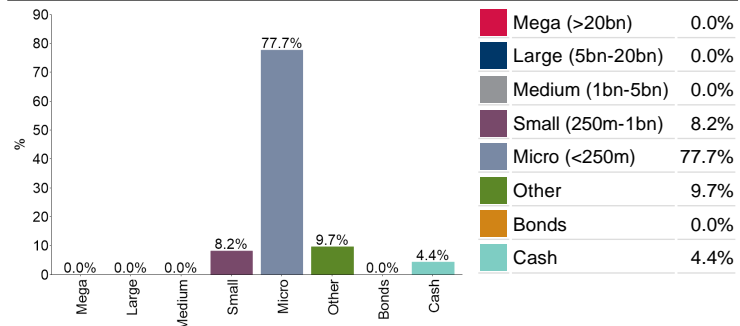
Industry Sector Breakdown

Equities	Percentage
Technology	22.0%
Industrials	17.1%
Consumer Discretionary	11.0%
Financials	10.6%
Basic Materials	8.6%
Health Care	8.4%
Telecommunications	3.4%
Bonds	
Others	
Energy	5.7%
Non-Classified	5.6%
Consumer Staples	2.2%
Real Estate	0.9%
Alternative Trading Strategies	0.1%
Cash and Equivalents	4.4%

Top Country Weightings

Country	Percentage
United Kingdom	84.1%
Canada	1.7%
Israel	1.5%
United States	1.0%
Australia	0.6%
Other	6.7%
Cash	4.4%

Breakdown By Market Cap (%)



The value of investments and the income from them may fall as well as rise and you may not get back the amount you originally invested. The Fund invests in smaller companies which carry a higher degree of risk than larger companies. The shares of smaller companies may be less liquid and their performance more volatile over shorter time periods. The Fund invests mainly in the UK. Therefore it may be more vulnerable to market sentiment in that country. You are required to read the Key Investor Information Document (KIID) before making an investment. The KIID and prospectus for all funds are available free of charge at www.marlboroughfunds.com or by calling 0808 145 2500. This fact sheet may contain FTSE data. Source: FTSE International Limited ("FTSE") © FTSE 2020. "FTSE®" is a trade mark of the London Stock Exchange Group companies and is used by FTSE International Limited under licence. All rights in the FTSE indices and / or FTSE ratings vest in FTSE and/or its licensors. Neither FTSE nor its licensors accept any liability for any errors or omissions in the FTSE indices and / or FTSE ratings or underlying data. No further distribution of FTSE Data is permitted without FTSE's express written consent. Data accurate as of 01/09/2020. Factsheet produced by FundsLibrary.