

Benchmark

Benchmark	Mstar (IA) Global Mixed Bond
IA sector	Global Mixed Bond

Identification Codes

Sedol code	B8H7D00
Mex code	FMLOBG
ISIN code	GB00B8H7D001

Fund Overview

Price	Bid 141.54p
	Offer 141.54p (01/06/2022)
Distribution yield	3.31%
Fund size	£288.9m
Number of holdings	310
Portfolio turnover rate	-7.29%

Charges

Initial charge	0.00%
Exit charge	None
Performance fees	No
Ongoing Charges	0.42%

Fund Background

Valuation point	Daily 12:00
Fund type	Unit Trust
Launch date	31/12/2012
Launch price	£0.50
Fund currency	Pound Sterling
Fund domicile	United Kingdom
NISA allowable?	Yes
SIPP allowable?	Yes

Dealing

Settlement period: buy	4 days
Settlement period: sell	4 days
Pricing basis	Forward

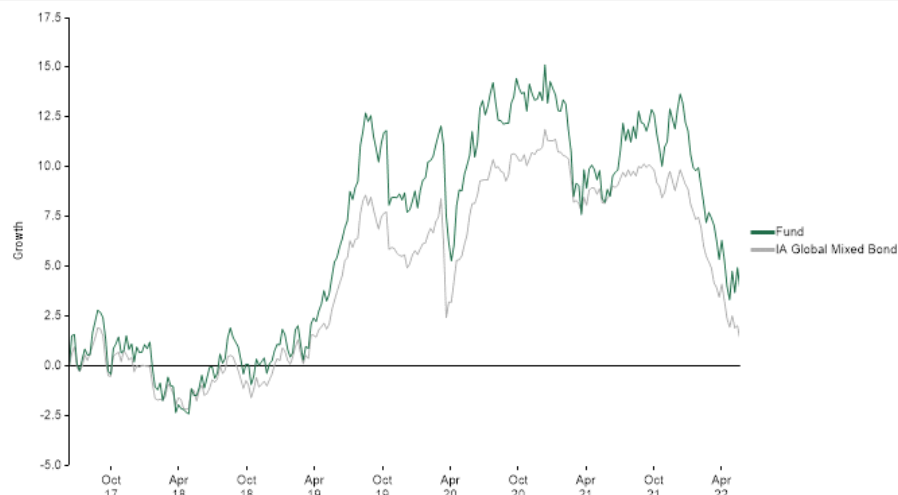
Distribution Dates

Ex dividend date(s)	Income payment date (s)
20th August	20th October
20th February	20th April

Aims

The aim of the Fund is to provide both income, that is money paid out from an investment as interest, and capital growth, that is to increase the value of your investment. The Fund aims to outperform the average of the IA Global Mixed Bond sector over any 5 year period, after any charges have been taken out of the Fund. However, there is no certainty this will be achieved.

Performance



Cumulative Performance (%)

	1 year	3 years	5 years	10 years
Fund	-4.04%	-1.86%	3.87%	54.48%
Sector	-6.05%	-1.98%	1.82%	26.24%
Rank	29/86	43/77	20/64	3/35
Quartile	2	3	2	1

Discrete Performance (%) - to last month end

	05/21 to 05/22	05/20 to 05/21	05/19 to 05/20	05/18 to 05/19	05/17 to 05/18
Fund	-4.04%	-2.85%	5.27%	6.52%	-0.64%

Fund Managers



Name:	Danny Fox	Niall McDermott
Manager for:	0 yrs, 6 mths	3 yrs, 7 mths

Ratings

Morningstar Rating



Group Details

Group address	Marlborough House, 59 Chorley New Road, Bolton, BL1 4QP
Group telephone	0808 145 2500
Dealing telephone	0808 145 2501
Email	enquiries@marlboroughfunds.com
Homepage	www.marlboroughfunds.com
Fax number	01204 533045

Capital is at risk. The value and income from investments can go down as well as up and are not guaranteed. An investor may get back significantly less than they invest. Past performance is not a reliable indicator of current or future performance and should not be the sole factor considered when selecting funds.

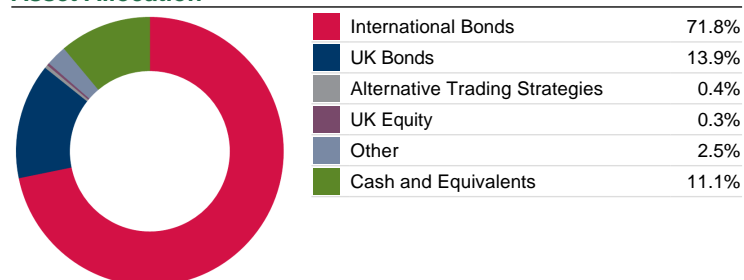
Performance data is sourced by Morningstar and is calculated on a NAV-NAV basis, net of fees and reinvestment of all dividends and capital gains. The remaining data is sourced by Investment Fund Services Limited (IFSL).

Data accurate as of 01/06/2022.

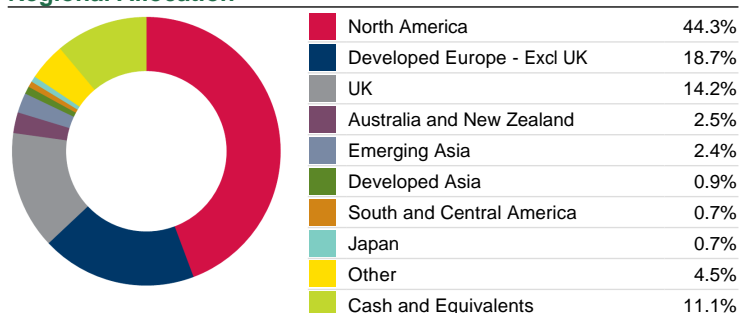
Top 10 Holdings

Name	% Weight	Country	Sector
1 US TREASURY 2.25 150849	2.1	United States	Bonds
2 USA TREAS STRIP 0 150231	1.3	United States	Bonds
3 AUSTRALIA GVT 2.75 210541	0.9	Australia	Bonds
4 FRENCH RGBO 1.25 250534	0.8	France	Bonds
5 AIA GROUP LTD 3.2 110325	0.8	Hong Kong	Bonds
6 HARTFORD 6.625% 300340	0.7	United States	Bonds
7 HCA INC 4.125 150629	0.7	United States	Bonds
8 ANTHEM INC 3.65 011227	0.7	United States	Bonds
9 CHENIERE CP CR 5.125 2027	0.7	United States	Bonds
10 TELECOM ITAL 5.875 190523	0.7	Italy	Bonds

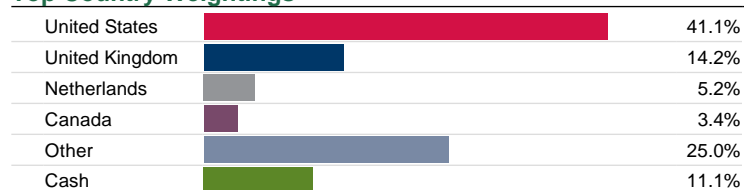
Asset Allocation



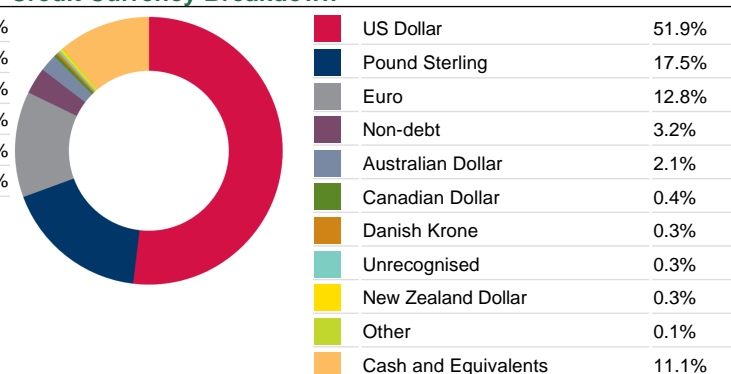
Regional Allocation



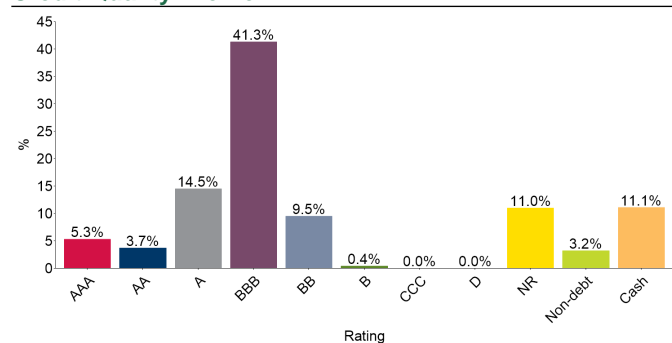
Top Country Weightings



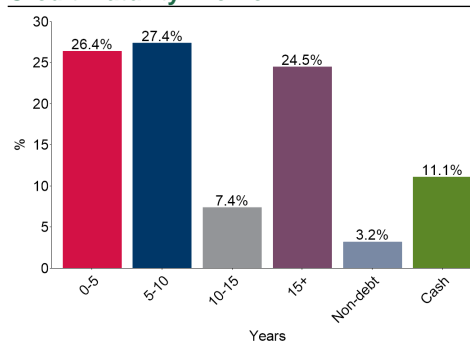
Credit Currency Breakdown



Credit Quality Profile



Credit Maturity Profile



Data for the above tables is sourced by Investment Fund Services Limited (IFSL) and presented by Broadridge Financial Solutions Inc. Allocations are subject to change. This fact sheet may also contain data provided by FTSE International Limited ("FTSE") © FTSE 2022. "FTSE®" is a trade mark of the London Stock Exchange Group companies and is used by FTSE International Limited under licence. All rights in the FTSE indices and / or FTSE ratings vest in FTSE and/or its licensors. Neither FTSE nor its licensors accept any liability for any errors or omissions in the FTSE indices and / or FTSE ratings or underlying data. No further distribution of FTSE Data is permitted without FTSE's express written consent.

Capital is at risk. The value and income from investments can go down as well as up and are not guaranteed. An investor may get back significantly less than they invest. Past performance is not a reliable indicator of current or future performance and should not be the sole factor considered when selecting funds. The Fund has exposure to bonds, the prices of which will be impacted by factors including; changes in interest rates, inflation expectations and perceived credit quality. When interest rates rise, bond values generally fall. This risk is generally greater for longer term bonds and for bonds with perceived lower credit quality. The Fund invests in other currencies. Changes in exchange rates will therefore affect the value of your investment. In certain market conditions some assets may be less predictable than usual. This may make it harder to sell at a desired price and/or in a timely manner. In extreme market conditions redemptions in the underlying funds or the Fund itself may be deferred or suspended. Risks which are not adequately captured by the risk indicator include: Bonds that produce a higher level of income carry greater risk that the issuer will not be able to pay the income or repay the capital at maturity. The Fund may enter into various financial contracts (known as derivatives) in an attempt to protect the value of the Fund's assets, to reduce the costs of investing or for investment purposes. There is however a risk that the desired result may not be achieved or may result in gains or losses greater than the amount originally invested. From 30 April 2022, the Ongoing Charge calculation has been extended to include, where relevant, charges incurred by closed-ended vehicles such as investment trusts. This document is provided for general information purposes only and is not personal advice to anyone to invest in any fund or product.

The Key Investor Information Documents and the Prospectuses for all funds are available, in English, free of charge and can be obtained directly using the contact details in the Group Details section. They can also be downloaded from www.marlboroughfunds.com. An investor must always read these before investing. Information taken from trade and other sources is believed to be reliable, although we don't represent this as accurate or complete and it shouldn't be relied upon as such. Calls may be recorded for training and monitoring purposes.

Issued by Marlborough Investment Management Limited, authorised and regulated by the Financial Conduct Authority (reference number 115231). Registered office: PO BOX 1852 Lichfield, Staffordshire, England, WS13 8XU. Registered in England No. 01947598.

Data accurate as of 01/06/2022.