

## Marlborough Commodity (Class P Acc [GBP])

September 2020

### Benchmark

Benchmark DBLCI-OY BALANCED TR INDEX (GBP)  
IA sector Specialist

### Identification Codes

Sedol code B84RD69  
Mex code FMCEDY  
ISIN code GB00B84RD695

### Fund Overview

Price Bid 77.18p  
Offer 77.18p (01/09/2020)  
Historic yield 0.00%  
Fund size £9.8m  
Number of holdings 10  
Portfolio turnover rate 174.04%

### Charges

Initial charge 0.00%  
Exit charge None  
Performance fees No  
Ongoing Charges 1.17%

### Fund Background

Valuation point Daily 12:00  
Fund type OEIC  
Launch date 31/12/2012  
Launch price £1.00  
Fund currency Pound Sterling  
Fund domicile United Kingdom  
NISA allowable? Yes  
SIPP allowable? Yes

### Dealing

Settlement period: buy 4 days  
Settlement period: sell 4 days  
Pricing basis Forward

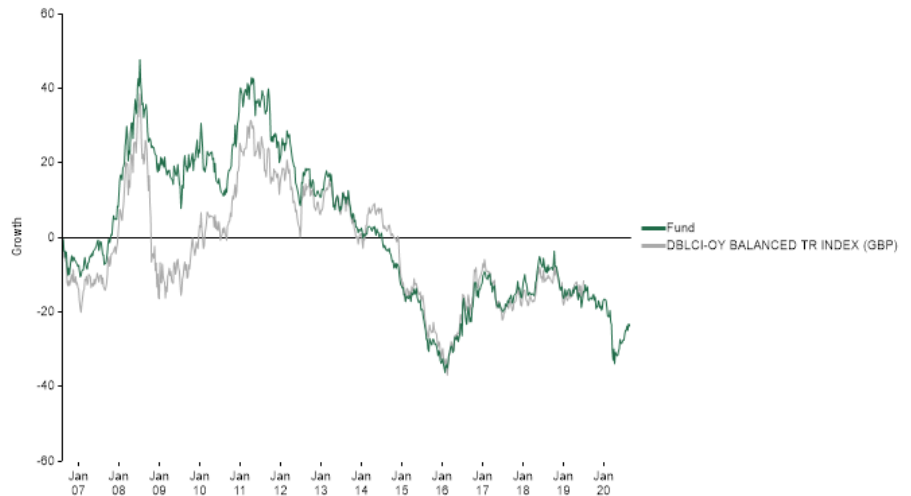
### Distribution Dates

Ex dividend date(s)	Income payment date (s)
31st March	31st July

### Aims

The aim of the Fund is to provide capital growth, that is, to increase the value of your investment, over a minimum of 5 years.

### Performance



### Cumulative Performance (%)

	1 year	3 years	5 years	10 years
Fund	-8.33%	-8.10%	8.40%	-32.45%
Benchmark	-	-	-	-

### Discrete Performance (%) - to last month end

	08/19 to 08/20	08/18 to 08/19	08/17 to 08/18	08/16 to 08/17	08/15 to 08/16
Fund	-8.33%	-9.11%	10.30%	6.19%	11.08%

### Fund Managers



Name:	Nigel Baynes	Stacey Ash		
Manager for:	14 yrs, 2 mths	14 yrs, 2 mths		

### Ratings


#### Group Details

Group address	Marlborough House, 59 Chorley New Road, Bolton, BL1 4QP
Group telephone	0808 145 2500
Dealing telephone	0808 145 2501
Email	<a href="mailto:enquiries@marlboroughfunds.com">enquiries@marlboroughfunds.com</a>
Homepage	<a href="http://www.marlboroughfunds.com">www.marlboroughfunds.com</a>
Fax number	01204 533045

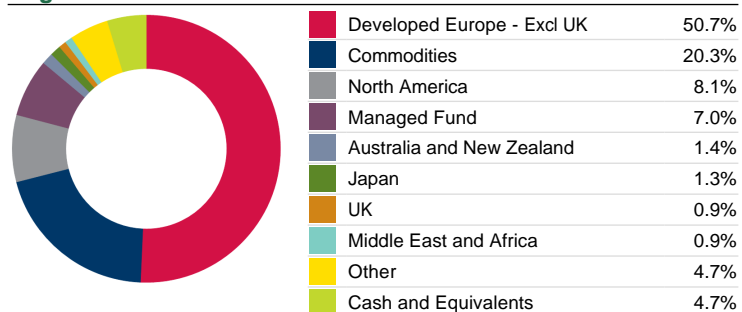
### Top 10 Holdings

Name	% Weight	Country	Sector
1 LYXOR TR CORE COM EX EGR	18.7	Luxembourg	Non-Classified
2 XTrackers Xtrackers DBLCl Commodity Optimum Yield Swap UCITS ETF	15.0	Managed Funds	Managed Funds
3 UBS ETF MSCI EX AGRI	11.9	Ireland	Non-Classified
4 UBS ETF CMCI Composite SF UCITS ETF (USD) A-acc -	11.5	Managed Funds	Managed Funds
5 iShares Gold Producers UCITS ETF	8.5	Managed Funds	Managed Funds
6 WisdomTree ETC WisdomTree Brent Crude Oil Pre-roll -	7.0	Managed Funds	Managed Funds
7 XTrackers Xtrackers Stoxx Europe 600 Basic Resources Swap UCITS ETF ETF [LSE]	5.4	Managed Funds	Managed Funds
8 iShares Global Timber & Forestry UCITS ETF	5.3	Managed Funds	Managed Funds
9 iShares Physical Gold ETC	5.3	Managed Funds	Managed Funds
10 XTrackers Xtrackers Stoxx Europe 600 Oil & Gas Swap UCITS ETF ETF [LSE]	4.8	Managed Funds	Managed Funds

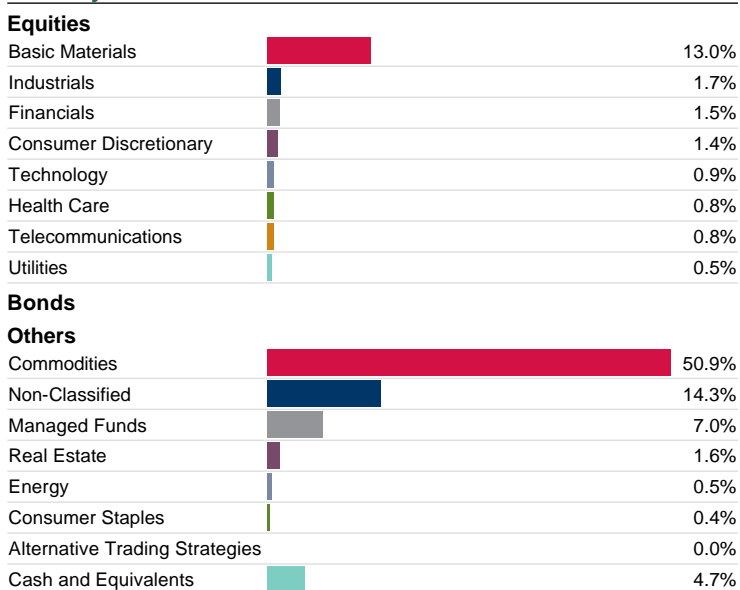
### Asset Allocation



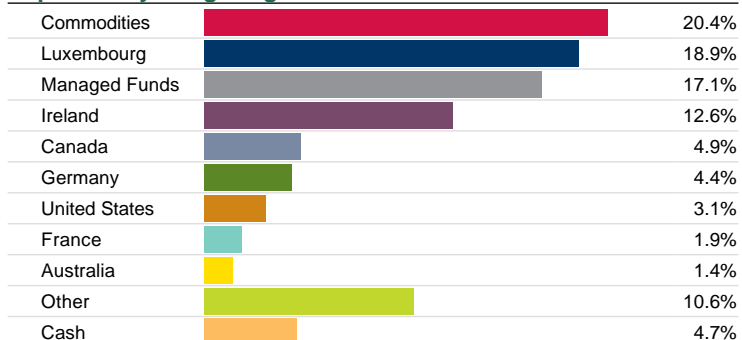
### Regional Allocation



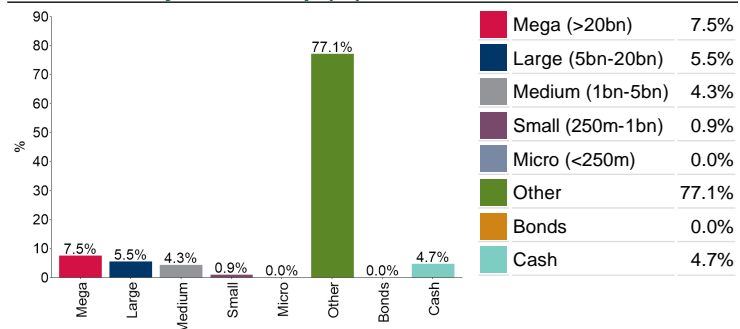
### Industry Sector Breakdown



### Top Country Weightings



### Breakdown By Market Cap (%)



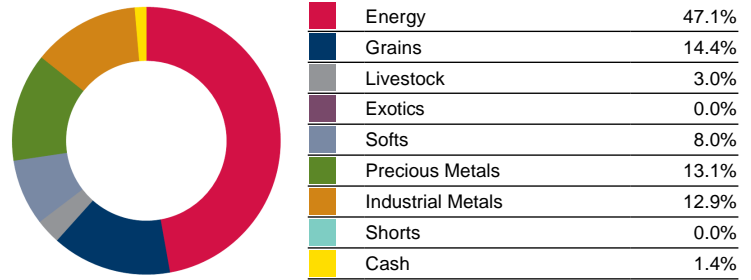
### Commodity Analysis

#### Commodity Allocation

Cash	1.4%
Energy Equity	13.7%
W.T.I. Crude	4.1%
Brent Crude	21.8%
Heating Oil	12.9%
Unleaded Gas	0.0%
Gas Oil	4.9%
Natural Gas	2.5%
Corn	4.9%
Wheat	10.2%
Red Wheat	4.9%
Oats	0.8%
Barley	0.0%
Rough Rice	2.9%
Azuki Beans	4.3%
Soybeans	4.6%
Soybean Oil	6.3%
Soybean Meal	2.9%
Agriculture Equity	1.0%
Canola	0.4%
Live Cattle	0.0%
Feeder Cattle	0.0%
Lean Hogs	0.0%
Rubber	0.0%
Lumber Equity	0.0%
Lumber	0.0%
Wool	0.0%
Raw Silk	0.0%
Sugar	4.0%
Cotton	5.1%
Coffee	1.2%
Cocoa	4.8%
Orange Juice	1.5%
Prec Metal Equity	5.2%
Gold	1.2%
Silver	5.9%
Platinum	0.2%
Palladium	1.0%
Ind Metal Eqty	3.3%
Aluminium	0.0%
Copper	4.0%
Nickel	6.1%
Zinc	5.3%
Lead	6.3%
Tin	1.1%
	1.1%
	2.4%
	0.0%
	0.1%
	0.0%
	0.0%

■ DBLCI-OY BALANCED TR INDEX (GBP)

#### Fund Commodity Sector Breakdown



#### Benchmark Commodity Sector Breakdown

