

Marlborough Multi Cap Income (Class A Inc [GBP])

September 2020

Benchmark

Benchmark Mstar (IA) UK Equity Income
IA sector UK Equity Income

Identification Codes

Sedol code B42TBF4
Mex code FMULTC
ISIN code GB00B42TBF45

Fund Overview

Price Bid 123.22p
Offer 123.22p (01/09/2020)
Historic yield 4.80%
Fund size £1086.5m
Number of holdings 121
Portfolio turnover rate 88.20%

Charges

Initial charge 5.25%
Exit charge None
Performance fees No
Ongoing Charges 1.53%

Fund Background

Valuation point Daily 12:00
Fund type OEIC
Launch date 01/07/2011
Launch price £1.00
Fund currency Pound Sterling
Fund domicile United Kingdom
NISA allowable? Yes
SIPP allowable? Yes

Dealing

Settlement period: buy 4 days
Settlement period: sell 4 days
Pricing basis Forward

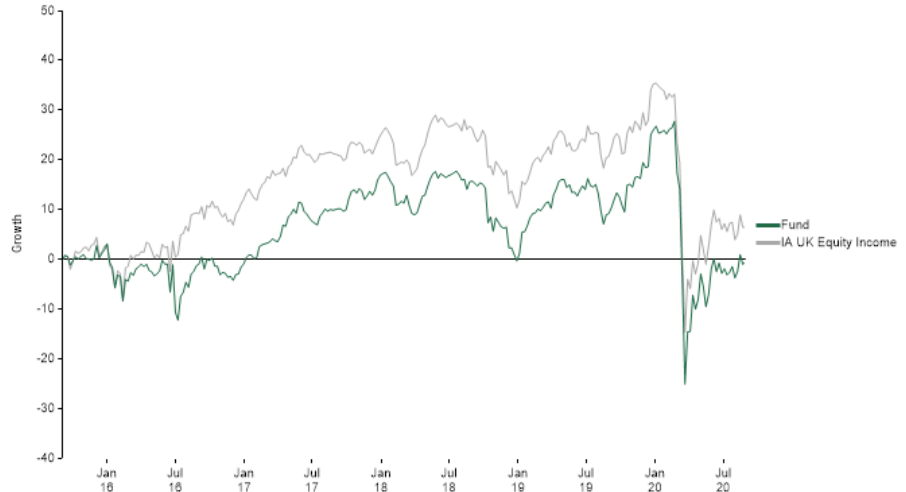
Distribution Dates

Ex dividend date(s)	Income payment date (s)
31st July	30th September
31st January	31st March

Aims

The aim of the Fund is to provide income, that is, money paid out from an investment as dividends from shares, as well as to deliver capital growth, that is to increase the value of your investment. The Fund aims to deliver a greater income than the FTSE All-Share Index over any 3 year period. It is recommended that the fund is held for a minimum of 5 years.

Performance



Cumulative Performance (%)

	1 year	3 years	5 years	10 years
Fund	-9.45%	-9.66%	0.02%	-
Sector	-12.58%	-12.46%	6.46%	78.32%
Rank	-	-	-	-
Quartile	-	-	-	-

Discrete Performance (%) - to last month end

	08/19 to 08/20	08/18 to 08/19	08/17 to 08/18	08/16 to 08/17	08/15 to 08/16
Fund	-9.45%	-5.45%	5.53%	11.69%	-0.88%

Fund Managers



Name: Siddarth Chand Lall
Manager for: 9 yrs, 2 mths

Ratings

Morningstar Rating



ELITE PROVIDER

rated for equities by FundCalibre.com 2020



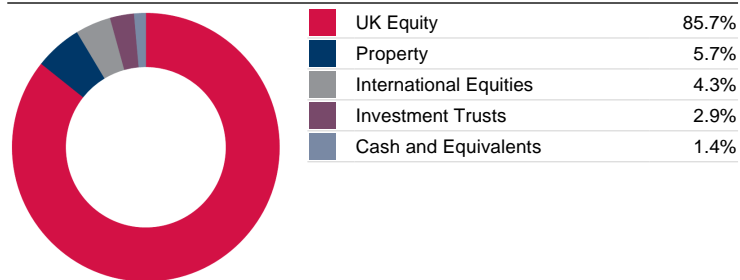
Group Details

Group address Marlborough House, 59 Chorley New Road, Bolton, BL1 4QP
Group telephone 0808 145 2500
Dealing telephone 0808 145 2501
Email enquiries@marlboroughfunds.com
Homepage www.marlboroughfunds.com
Fax number 01204 533045

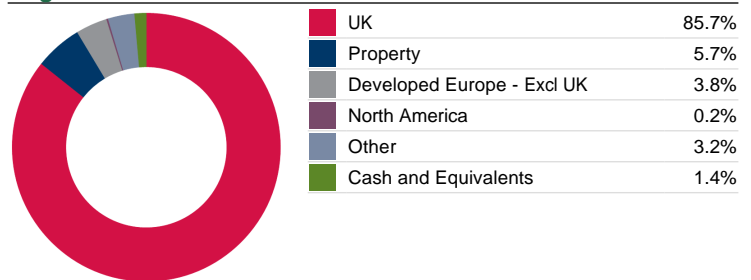
Top 10 Holdings

Name	% Weight	Country	Sector
1 POLAR CAPITAL HLDGS	3.7	United Kingdom	Financials
2 BIG YELLOW GROUP	3.6	United Kingdom	Real Estate
3 PHOENIX GROUP HLDGS	3.5	United Kingdom	Financials
4 PENNON GROUP	3.4	United Kingdom	Utilities
5 TELECOM PLUS	3.2	United Kingdom	Telecommunications
6 TATE & LYLE	3.2	United Kingdom	Consumer Staples
7 INTERMEDIATE CAPITAL GROUP	3.0	United Kingdom	Financials
8 SAFESTORE HLDGS	2.6	United Kingdom	Real Estate
9 CHESNARA	2.3	United Kingdom	Financials
10 SEVERN TRENT	2.3	United Kingdom	Utilities

Asset Allocation



Regional Allocation



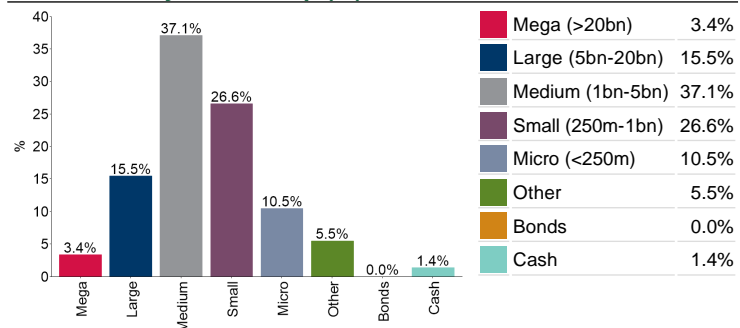
Industry Sector Breakdown

Equities	Percentage
Financials	30.3%
Consumer Discretionary	14.2%
Industrials	9.8%
Utilities	6.0%
Basic Materials	5.8%
Telecommunications	5.1%
Health Care	4.2%
Technology	1.6%
Bonds	
Real Estate	13.1%
Consumer Staples	5.1%
Energy	3.1%
Non-Classified	0.3%
Cash and Equivalents	1.4%

Top Country Weightings

Country	Percentage
United Kingdom	85.7%
Direct Property and REITs	5.7%
Netherlands	1.3%
France	0.7%
Sweden	0.5%
Switzerland	0.4%
Ireland	0.4%
Spain	0.3%
Norway	0.2%
Other	3.4%
Cash	1.4%

Breakdown By Market Cap (%)



The value of investments and the income from them may fall as well as rise and you may not get back the amount you originally invested. The Fund invests in smaller companies which carry a higher degree of risk than larger companies. The shares of smaller companies may be less liquid and their performance more volatile over shorter time periods. The Fund invests mainly in the UK. Therefore it may be more vulnerable to market sentiment in that country. To ensure that the principal objective of providing an above average and subsequently increasing level of income can be met, the annual Manager's charge is deducted from capital rather than income. Future capital growth may be constrained as a result. You are required to read the Key Investor Information Document (KIID) before making an investment. The KIID and prospectus for all funds are available free of charge at www.marlboroughfunds.com or by calling 0808 145 2500. This fact sheet may contain FTSE data. Source: FTSE International Limited ("FTSE") © FTSE 2020. "FTSE®" is a trade mark of the London Stock Exchange Group companies and is used by FTSE International Limited under licence. All rights in the FTSE indices and / or FTSE ratings vest in FTSE and/or its licensors. Neither FTSE nor its licensors accept any liability for any errors or omissions in the FTSE indices and / or FTSE ratings or underlying data. No further distribution of FTSE Data is permitted without FTSE's express written consent. Data accurate as of 01/09/2020. Factsheet produced by FundsLibrary.