

Marlborough Far East Growth (Class A Inc [GBP])

September 2020

Benchmark

Benchmark Mstar (IA) Asia Pacific Excluding Japan
IA sector Asia Pacific Excluding Japan

Identification Codes

Sedol code B0NVC69
Mex code FMFEI
ISIN code GB00B0NVC693

Fund Overview

Price Bid 223.82p
Offer 223.82p (01/09/2020)
Historic yield 0.98%
Fund size £39.0m
Number of holdings 51
Portfolio turnover rate 47.01%

Charges

Initial charge 5.25%
Exit charge None
Performance fees No
Ongoing Charges 1.67%

Fund Background

Valuation point Daily 12:00
Fund type OEIC
Launch date 21/11/2005
Launch price £1.00
Fund currency Pound Sterling
Fund domicile United Kingdom
NISA allowable? Yes
SIPP allowable? Yes

Dealing

Settlement period: buy 4 days
Settlement period: sell 4 days
Pricing basis Forward

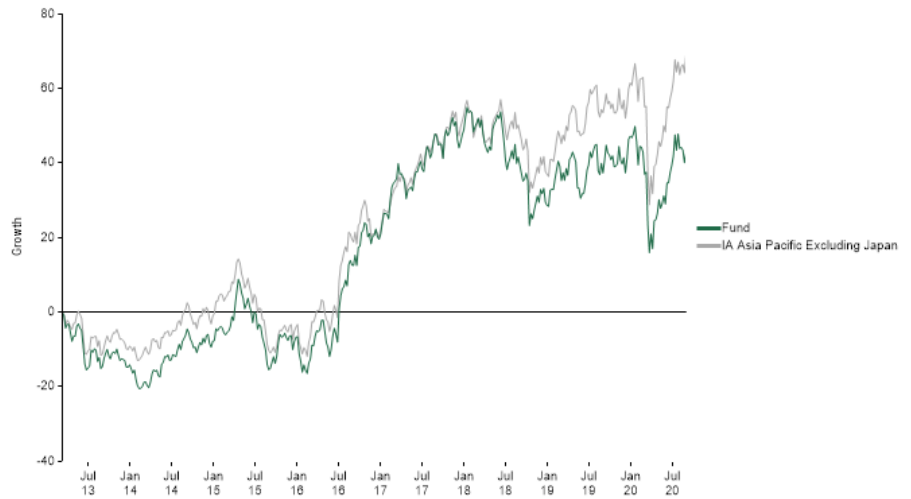
Distribution Dates

Ex dividend date(s)	Income payment date (s)
31st July	30th September
31st January	31st March

Aims

The aim of the Fund is to provide capital growth, that is, to increase the value of your investment, over a minimum of 5 years. The Fund aims to outperform the average of the IA Asia Pacific excluding Japan sector over any 5 year period.

Performance



Cumulative Performance (%)

	1 year	3 years	5 years	10 years
Fund	1.36%	-4.12%	65.28%	64.06%
Sector	7.81%	13.18%	84.50%	116.11%
Rank	-	-	-	-
Quartile	-	-	-	-

Discrete Performance (%) - to last month end

	08/19 to 08/20	08/18 to 08/19	08/17 to 08/18	08/16 to 08/17	08/15 to 08/16
Fund	1.36%	-0.78%	-4.66%	29.82%	32.78%

Fund Managers



Name: Sally Macdonald Jing Liang
Manager for: 7 yrs, 6 mths 5 yrs, 10 mths

Ratings

Morningstar Rating



ELITE PROVIDER

rated for equities by FundCalibre.com 2020



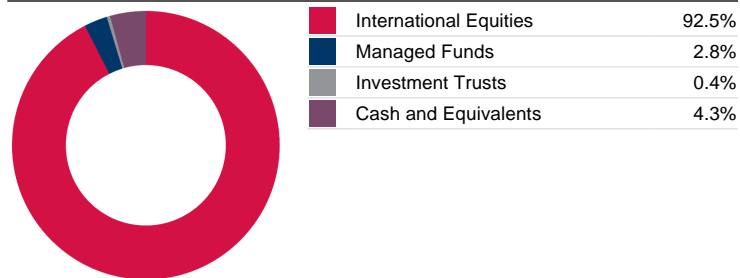
Group Details

Group address Marlborough House, 59 Chorley New Road, Bolton, BL1 4QP
Group telephone 0808 145 2500
Dealing telephone 0808 145 2501
Email enquiries@marlboroughfunds.com
Homepage www.marlboroughfunds.com
Fax number 01204 533045

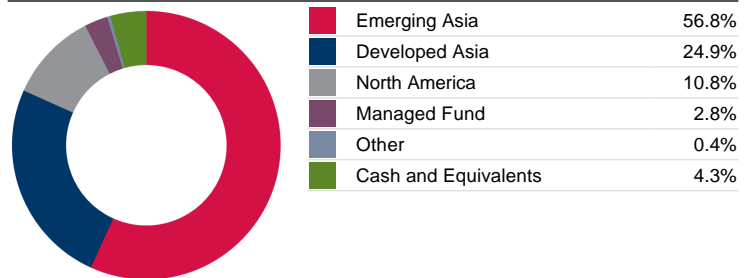
Top 10 Holdings

Name	% Weight	Country	Sector
1 ALIBABA GROUP HLDG LTD	7.2	United States	Consumer Discretionary
2 TENCENT HLDGS LTD	4.6	Hong Kong	Technology
3 SAMSUNG ELECTRONICS CO	4.1	South Korea	Technology
4 TAIWAN SEMICONDUCTOR MANUFACTURING	3.7	Taiwan	Technology
5 HENGAN INTL GROUP CO LTD	2.8	Hong Kong	Consumer Staples
6 XTrackers Xtrackers Harvest CSI300 UCITS ETF Class 1D	2.8	Managed Funds	Managed Funds
7 INARI AMERTRON BHD	2.7	Malaysia	Technology
8 ESCORTS	2.7	India	Industrials
9 CHINA OVERSEAS LAND & INVESTMNTS	2.6	Hong Kong	Real Estate
10 ELAN MICROELECTRONICS CORP	2.6	Taiwan	Technology

Asset Allocation



Regional Allocation



Top Country Weightings

Hong Kong	24.0%
Taiwan	18.8%
South Korea	12.6%
India	11.3%
United States	10.8%
China	4.9%
Thailand	3.0%
Managed Funds	2.8%
Indonesia	2.8%
Malaysia	2.7%
Other	2.0%
Cash	4.3%

Breakdown By Market Cap (%)

